



SPECIFICATIONS

Efficiency Rating	80 PLUS PLATINUM
Power Watt	1200W
Modular	Fully Modular
Form Factor	ATX
Dimensions (DxWxH)	150x150x86 mm
PFC Type	Active PFC
Input Voltage Range	100~240 VAC
Input Frequency Range	50~60 Hz
Fan	Size: 135mm Bearing: FDB
Protection	OVP / OCP / OTP / OPP / SCP / UVP / SIP / NLO
Connector	1 x Motherboard (24 pin) 1 x CPU (4+4 pin) 1 x CPU (8 pin) 1 x PCIe 5 (12+4 pin) / 600W 4 x PCIe (6+2 pin) 6 x SATA 3 x Peripheral (4 pin)

FEATURES



GPU SAFEGUARD

Featuring built-in overcurrent protection for the 12V-2x6 interface, the buzzer provides real-time warnings to alert users of any abnormalities.



FAN SAFEGUARD

The integrated fan failure protection immediately detects when the fan stops spinning. A buzzer will then sound, alerting you to the problem and preventing the power supply from overheating.



DUAL COLOR 12V-2x6 CONNECTOR

With its vibrant yellow connector, you can easily see if the cable is fully plugged in, which helps guarantee a secure connection.



OPTIMIZED THE SOUND LEVEL

This power supply is designed for quiet operation, delivering low noise levels like in the midnight, ensuring a serene computing experience free from disturbances.









EMBOSSED JACKET CABLE

The embossed cables are exceptionally flexible for easy routing and cable management, while also offering superior durability and a premium look.

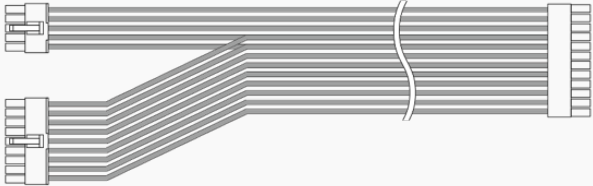





POWER OUTPUT

AC INPUT	100-240V~, 15.0A, 50-60Hz 200-240V~, 7.0A, 50-60Hz			
DC output	+5V	+3.3V	+12V	+5Vsb
	20.0A	20.0A	100A	3.0A
	100W		1200W	15W
Total power	1200W			

CONNECTORS

					
Motherboard (24 pin)	CPU (8 pin / 4+4 pin)	PCIe 5.1 (12+4 pin)	PCIe (6+2pin)	SATA	Peripheral (4 pin)
1	2	1	4	6	3

CABLES

Amount / Type	Length (mm)	Diagram
1 x	600	
2 x	650	
1 x	600	
2 x	600	
1 x	600	
2 x	500 150 150	
1 x	500 150 150	