

SPECIFICATIONS

Efficiency Rating	80 PLUS TITANIUM
Power Watt	1300W
Modular	Fully Modular
Form Factor	ATX
Dimensions (DxWxH)	150x190x86 mm
PFC Type	Active PFC
Input Voltage Range	100~240 VAC
Input Frequency Range	50~60 Hz
Fan	Size: 135mm Bearing: FDB
Protection	OVP / OCP / OTP / OPP / SCP / UVP / SIP / NLO
Connector	1 x Motherboard (24 pin) 1 x CPU (4+4 pin) 1 x CPU (8 pin) 2 x PCIe 5 (12+4 pin) / 600W 7 x PCIe (6+2 pin) 8 x SATA 4 x Peripheral (4 pin)

FEATURES



GPU SAFEGUARD+

Built-in overcurrent protection specific to the 12V-2x6 interface. The MSI CENTER software issues a real-time warning prompting the user to inspect the connection of the 12V-2x6.



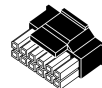
SiC MOSFET

The server-grade materials, not only enhance power supply's stability, also reduce losses, and optimize heat dissipation.



FAN SAFEGUARD

The integrated fan failure protection immediately detects when the fan stops spinning. A buzzer will then sound, alerting you to the problem and preventing the power supply from overheating.



DUAL COLOR 12V-2x6 CONNECTOR

With its vibrant yellow connector, you can easily see if the cable is fully plugged in, which helps guarantee a secure connection.



OPTIMIZED THE SOUND LEVEL

This power supply is designed for quiet operation, delivering low noise levels like in the midnight, ensuring a serene computing experience free from disturbances.









EMBOSSED JACKET CABLE

The embossed cables are exceptionally flexible for easy routing and cable management, while also offering superior durability and a premium look.

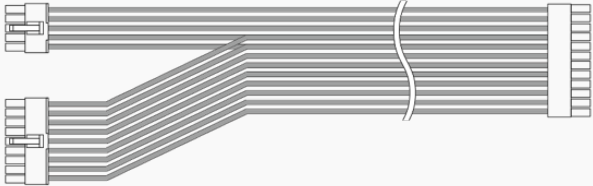






POWER OUTPUT

AC INPUT	100-240V~, 15-10A, 50-60Hz			
DC output	+5V	+3.3V	+12V	+5Vsb
	22.0A	22.0A	108.33A	3.0A
	120W		1299.96W	15W
Total power	1300W			

CONNECTORS

					
Motherboard (24 pin)	CPU (8 pin / 4+4 pin)	PCIe 5.1 (12+4 pin)	PCIe (6+2pin)	SATA	Peripheral (4 pin)
1	2	2	7	8	4

CABLES

Amount / Type	Length (mm)	Diagram
1 x	600	
2 x	650	
2 x	600	
5 x	600	
1 x	600	
2 x	500 150 150 150	
1 x	500 150 150 150	
1 x	600	